

Social Script

Developed in partnership with Scope Australia

MELBOURNE RECITAL CENTRE



Welcome to Melbourne Recital Centre

We want you to enjoy your visit, and for it to be easy and comfortable. Here is some information to help you when you visit.



In this social script, you will find information about:

- How to get to the Centre from Flinders Street Station
- Where to park your car
- Where you can get something to eat and drink
- Where you need to go for the concert
- Where you can find toilets




Getting to Melbourne Recital Centre

Are you coming to Melbourne by train?

Get off the train at Flinders Street Station. Go across St Kilda Road to the tram stop.




Take a number 1 tram (going to South Melbourne Beach).



Get off the tram at accessible stop 17, right next to Melbourne Recital Centre (corner Sturt Street and Southbank Boulevard).

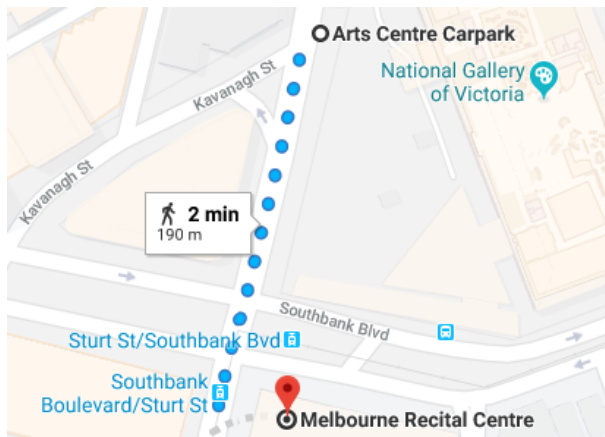
MELBOURNE RECITAL CENTRE



Are you coming to Melbourne by car?

The best place to park is at the Arts Centre Melbourne Car Park at the top of Sturt Street. For more information about parking costs [click here](#).

Once you have found a park, go out of the underground carpark at Sturt Street.



Walk one block to Melbourne Recital Centre.




Melbourne Recital Centre Entrances and Foyer

The main entrances to Melbourne Recital Centre is on Southbank Boulevard.



The Ground Floor Foyer is partly carpeted, which makes it quieter. There is often music playing in the foyer through a speaker system.

Sometimes the foyer can be a busy and loud place depending on the number of people attending a concert.



If you have any questions whilst in the foyer, our Ushers carry picture cards with them. You can look through the picture cards and select the question you may want to ask. You can also print off the question picture cards you want at home and bring them along with you. [Click here to see the picture cards.](#)

MELBOURNE RECITAL CENTRE



Once you are in the Centre foyer, you can go to the Box Office to collect or buy your ticket.



The Box Office is open two hours before each performance. If you have access needs, please let us know when you're booking your tickets.



If you need help with asking questions at the Box Office, point to the sign in the photo. Staff will then show you a communication board to assist.

MELBOURNE RECITAL CENTRE



Perhaps you would like something to eat or drink when you arrive? The Bar is just next to the Box Office.



If you need help with asking questions at the Bar, point to the sign in the photo. Staff will show you a communication board to help.

If the Bar is closed, you can purchase something to eat or drink from Blondie Bar next door to the Foyer.



You can also sit on the comfortable couches in the foyer before the show.

Please don't take any food or drinks into the concert halls, unless an announcement or sign says you are allowed to.



Melbourne Recital Centre Concert Venues

There are two concert venues at Melbourne Recital Centre.
The Primrose Potter Salon, on the ground floor, is a smaller venue.



There is just one door which leads into the Primrose Potter Salon from the foyer. You can sit anywhere you like in the Primrose Potter Salon.

MELBOURNE RECITAL CENTRE



The Elisabeth Murdoch Hall which is upstairs, is much bigger.
There are 5 doors which lead into Elisabeth Murdoch Hall:



Doors 1, 2 and 3 are on level 1.



Doors 5 and 6 are on level 2.



Places are allocated for people who use wheelchairs in both venues.



In the Elisabeth Murdoch Hall, these places are in the Stalls through doors 2 and 3 on level 1.



If you are a person with autism, please bring along the things that help to keep you comfortable and calm. You can bring ear plugs, ear muffs, visors or a stimming toy. Please do not bring anything that makes a noise. This will disturb the concert for everyone else.



To get into each of the concert venues, you have to go through a small room called a Sound Lock. This room is dark and keeps noise out of the concert venue.



Before you enter the Sound Lock an usher will scan your ticket. The scanning machine will beep. There will always be an usher there to help you.

If you need to go out of the concert in the middle, you will exit through the Sound Lock room. Noise from outside will not disturb the concert when the door is opened. But you can only go back inside when the usher tells you it's OK.



Getting Around Melbourne Recital Centre

There is a lift to get to...



level 1...



and level 2.

MELBOURNE RECITAL CENTRE



You can also use an escalator to get to level 1 only.



You can walk up the grand staircase to get to level 1 and 2.



If you choose to walk up the stairs to levels 1 and 2, make sure you look up at the beautiful views.

Toilets at Melbourne Recital Centre



You will find male, female, all gender and accessible toilets on each level.



There are hand dryers in the accessible toilets. These may make a loud noise.





Looking forward to seeing you at Melbourne Recital Centre

The staff at Melbourne Recital Centre are looking forward to sharing music with you. We want you to enjoy every moment of your time with us. Please ask us if you need help or any other information.



Most importantly we hope that hearing our music brings you joy and a love of music.